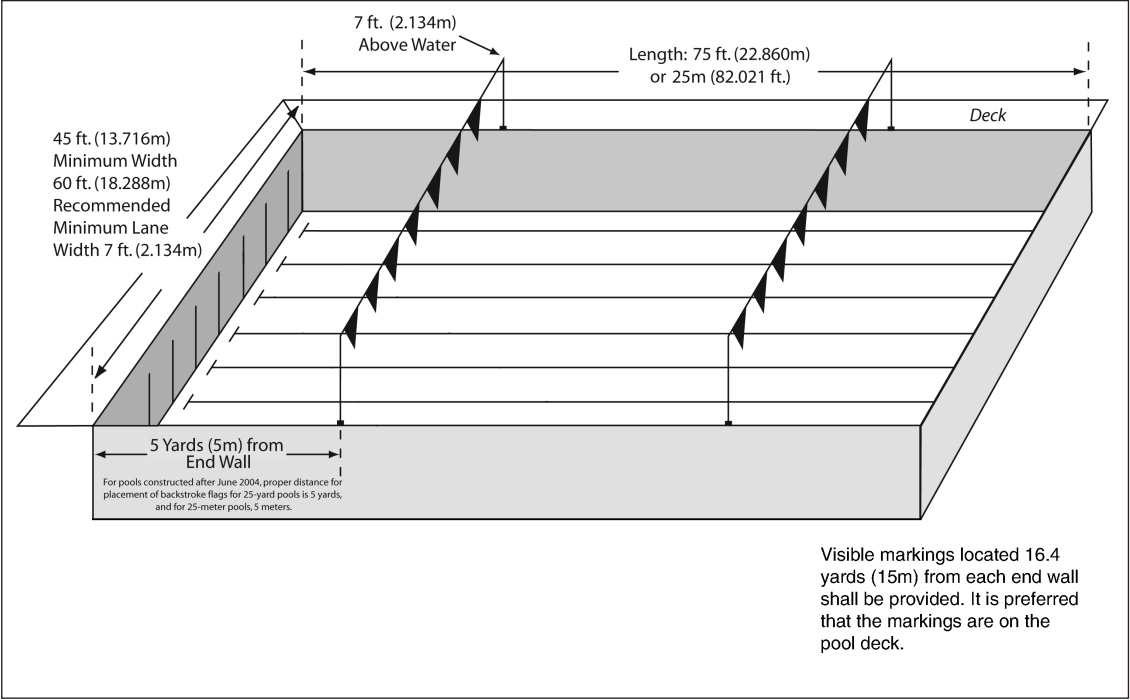


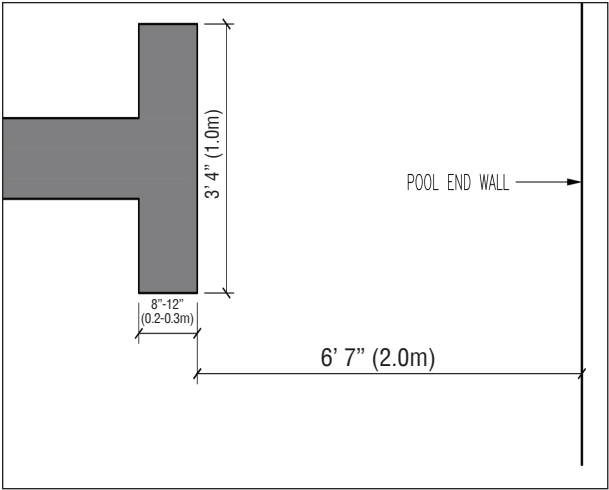
SWIMMING AND DIVING

SWIMMING POOL MEASUREMENTS

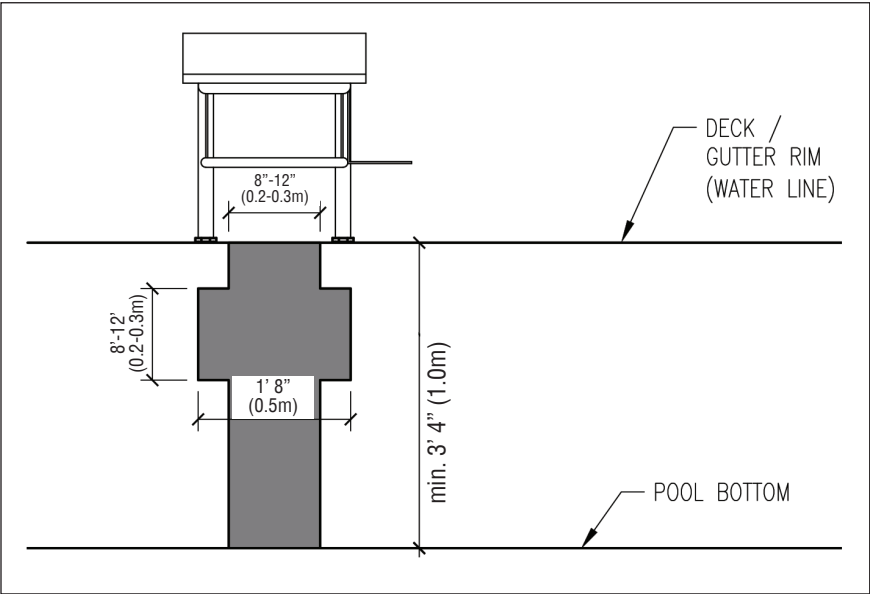


NOTE: Length of pool is measured from inside walls or from tile or timing devices attached to the wall. New construction should account for pads being added when calculating length.

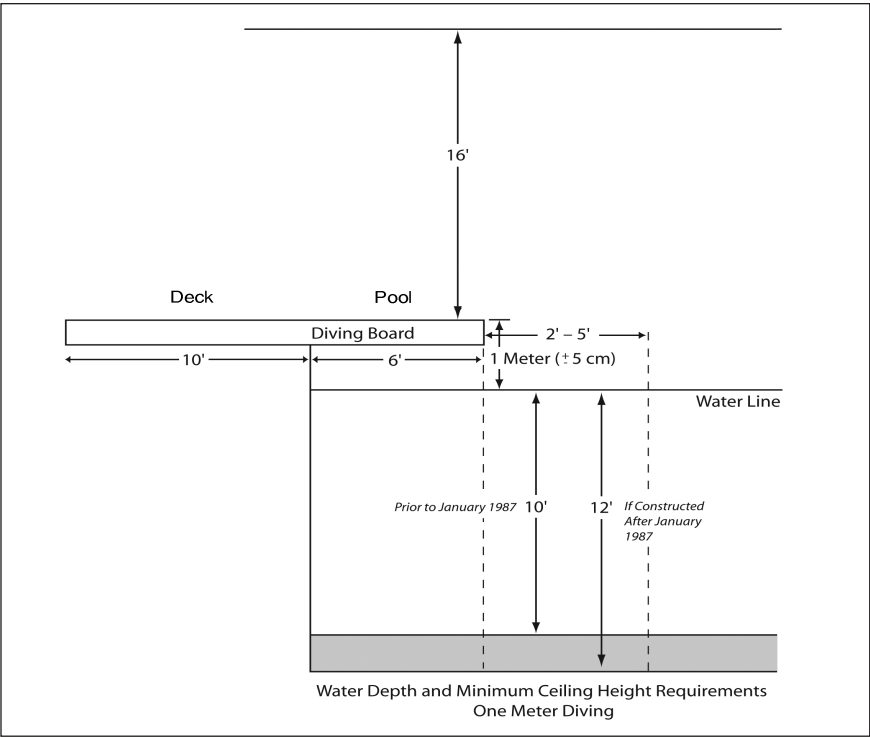
POOL BOTTOM MARKING Overhead View



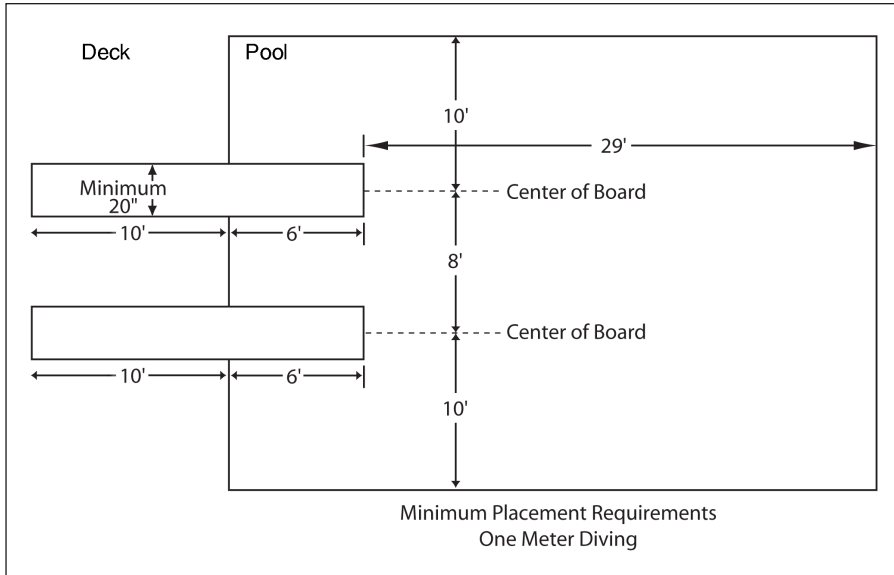
END WALL TARGETS **Side View**



ONE-METER DIVING **Side View**



ONE-METER DIVING Overhead View



SWIMMING — The bottom and walls of pools constructed or refinished shall be white or a light color. Continuous lines 10 to 12 inches wide (25 centimeters) and of a dark color, shall indicate the middle of each swimming lane. These lines shall end 60 to 80 inches (1.5 to 2.0 meters) from the end walls and the last 10 to 12 inches of the line shall be at least 36 inches wide (.9144 meter), thus forming a broad “T.” The center of each lane shall be indicated on the end walls by a 10-inch to 12-inch line extending vertically at least 3 feet, 6 inches (1.0668 meters) below the surface of the water. Markings on the touchpads pad and bulkheads shall conform to required markings on the end walls. Visible markings located 16.4 yards (15 meters) from each end wall shall be provided on the deck on both sides of the pool. The markings may also be placed on each lane marker; however, the deck markings take precedence.

TABLE 2-1

Pool Markings	Before January 1, 2023	After January 1, 2023
Width of line on pool bottom:	10 to 12 inches (25 to 30.48 centimeters)	8 to 12 inches (0.2 to 0.3 meter)
Length of cross line:	36 inches (0.9144 meter)	3 feet, 4 inches (1.0 meter)
Line terminates from end wall:	60 to 80 inches (1.5 to 2.0 meters)	6 feet, 7 inches (2.0 meters)
End wall targets below water:	3 feet, 6 inches (1.0668 meters)	min. 3 feet, 4 inches (1.0 meter)

End walls, and movable bulkheads serving as end walls, shall be parallel and vertical for a distance of 3 feet, 6 inches below (1.0668 meters) the overflow level of the water, with no protrusions below the surface. Touchpads for automatic timing may be used if the touchpads do not shorten the race course beyond minimum specifications. It is recommended end walls be finished with a non-slip surface that extends no less than 2 feet, 7½ inches (0.8 meter) below and no more than 12 inches (0.3 meter) above the water surface.